


# Evolutionary response to global change: Climate and land use interact to shape color polymorphism in a woodland salamander

Bradley J. Cosentino<sup>1</sup>  | Jean-David Moore<sup>2</sup> | Nancy E. Karraker<sup>3</sup> | Martin Ouellet<sup>4</sup> | James P. Gibbs<sup>5</sup>

<sup>1</sup>Department of Biology, Hobart and William Smith Colleges, Geneva, NY, USA

<sup>2</sup>Direction de la recherche forestière, Ministère des Forêts, de la Faune et des Parcs, Québec City, QC, Canada

<sup>3</sup>Department of Natural Resources Science, University of Rhode Island, Kingston, RI, USA

<sup>4</sup>Amphibia-Nature, Montréal, QC, Canada

<sup>5</sup>College of Environmental Science and Forestry, State University of New York, Syracuse, NY, USA

## Correspondence

Bradley J. Cosentino, Department of Biology, Hobart and William Smith Colleges, Geneva, NY, USA.

Email: cosentino@hws.edu

## Abstract

Evolutionary change has been demonstrated to occur rapidly in human-modified systems, yet understanding how multiple components of global change interact to affect adaptive evolution remains a critical knowledge gap. Climate change is predicted to impose directional selection on traits to reduce thermal stress, but the strength of directional selection may be mediated by changes in the thermal environment driven by land use. We examined how regional climatic conditions and land use interact to affect genetically based color polymorphism in the eastern red-backed salamander (*Plethodon cinereus*). *P. cinereus* is a woodland salamander with two primary discrete color morphs (striped, unstriped) that have been associated with macroclimatic conditions. Striped individuals are most common in colder regions, but morph frequencies can be variable within climate zones. We used path analysis to analyze morph frequencies among 238,591 individual salamanders across 1,170 sites in North America. Frequency of striped individuals was positively related to forest cover in populations occurring in warmer regions (>7°C annually), a relationship that was weak to nonexistent in populations located in colder regions (≤7°C annually). Our results suggest that directional selection imposed by climate warming at a regional scale may be amplified by forest loss and suppressed by forest persistence, with a mediating effect of land use that varies geographically. Our work highlights how the complex interaction of selection pressures imposed by different components of global change may lead to divergent evolutionary trajectories among populations.

## KEYWORDS

adaptive evolution, climate change, eastern red-backed salamander, forest ecology, landscape change, morphology, natural selection, *Plethodon cinereus*

## 1 | INTRODUCTION

Human impacts on biodiversity are often examined in isolation, but components of global change can act simultaneously on populations

in an additive or synergistic fashion (Brook, Sodhi, & Bradshaw, 2008; Mantyka-Pringle, Martin, & Rhodes, 2012). For example, habitat loss and fragmentation can amplify the ecological effects of climate change by creating extreme microclimates, limiting the ability of species to

This is an open access article under the terms of the Creative Commons Attribution License, which permits use, distribution and reproduction in any medium, provided the original work is properly cited.

© 2017 The Authors. *Ecology and Evolution* published by John Wiley & Sons Ltd.

move, or altering species interactions (Brook et al., 2008; Opdam & Wascher, 2004; Urban, Zarnetske, & Skelly, 2013). Studies are revealing how climate and land use interact to affect species distributions and habitat suitability (e.g., Brodie, 2016; Forister et al., 2010; Mantyka-Pringle, Martin, Moffatt, Link, & Rhodes, 2014; Nowacki & Abrams, 2014; Nowakowski et al., 2017), but little is known about how these factors together affect adaptive evolution, a critical process for facilitating response of dispersal-limited species to environmental change (Carlson, Cunningham, & Westley, 2014).

Climate change is expected to cause directional selection for traits that reduce physiological stress in response to increasing temperature and drought (Hoffmann & Sgrò, 2011). However, landscape change also plays an important role in shaping temperature and moisture conditions experienced by organisms. In forested regions, loss and fragmentation of forest increases solar exposure and outgoing radiation, creating warm conditions at the soil surface (Chen et al., 1999; Matlack, 1993; Murcia, 1995). Soil temperatures are on average 7–9°C warmer at forest edges than interior, and these thermal changes are consistent across forest types and latitudes (Tuff, Tuff, & Davies, 2016). Furthermore, temperature and moisture conditions at the forest floor are not independent. Forest fragments with warm temperatures tend to be desiccating environments due to high evapotranspiration rates and consequently low soil moisture (Chen et al., 1999; Laurance, 2004; Murcia, 1995). Temperature differences between forest fragments and deforested matrix habitat also generates a “vegetation breeze” that leads to forest fragments receiving less moisture from rainfall than the adjacent matrix (Cochrane & Laurance, 2008; Garcia-Carreras & Parker, 2011). Collectively this suggests that forest cover may play an important role in mediating directional selection imposed by changing macroclimatic conditions. Directional selection caused by climate change may be amplified by forest loss and dampened in areas experiencing forest regeneration. Relating geographic variation in genetically based traits to climate and land use can provide much needed insight into how climate change and landscape modification interact to drive evolutionary trajectories.

Eastern red-backed salamanders (*Plethodon cinereus*) in forests of the eastern United States and southeastern Canada present a valuable opportunity to explore evolutionary response to the combined effects of climate and land use. *Plethodon cinereus* is a terrestrial, lungless salamander that relies entirely on respiration across permeable skin, and the skin must remain moist for adequate gas exchange (Spotila, 1972). Warm, dry conditions reduce foraging and reproductive activity and increase metabolic costs to individuals (Homyack, Haas, & Hopkins, 2011; Jaeger, 1980), so temperature and moisture are key constraints on fitness. Moreover, *P. cinereus* has limited dispersal ability, and therefore, the potential to respond to changing climatic conditions will likely depend in part on evolution within populations.

*Plethodon cinereus* has two primary discrete color morphs (striped and unstriped dorsal surface, Moore & Ouellet, 2014) that are genetically based (Highton, 1959, 1975), and morph frequencies have been linked to geographic variation in macroclimatic conditions. Previous studies indicated unstriped individuals are more closely associated with warmer climates than striped individuals (Fisher-Reid & Wiens,

2015; Gibbs & Karraker, 2006; Lotter & Scott, 1977; Moreno, 1989), and the unstriped morph has also been linked to drier conditions than the striped morph (Anthony & Pfingsten, 2013; Fisher-Reid, Engstrom, Kuczynski, Stephens, & Wiens, 2013). However, a recent rangewide analysis indicated morph frequencies are spatially variable within climate zones (Moore & Ouellet, 2015), and physiological studies have failed to find consistent morph-specific moisture tolerances (Heatwole & Lim, 1961; Smith, Johnson, & Smith, 2015).

Temperature and moisture conditions experienced by salamanders at the forest floor depend in part on the amount of solar penetration through the forest canopy (Peterman & Semlitsch, 2013). Thus, forest cover may play an important role in mediating directional selection imposed by macroclimatic conditions on *P. cinereus* color morphology, resulting in spatial variation in morph frequencies in regions with consistent climate but variable forest extent. Moreover, the degree to which macroclimatic effects are mediated by forest cover may itself depend on macroclimatic conditions. For example, temperature increases driven by forest loss in cold regions may be insufficient to reach the range of thermal conditions tolerated by unstriped individuals, and limited polymorphism may constrain evolutionary response to land use changes in some regions. Variation in the mediating effect of land use on climate can be detected by examining an interaction between forest cover and climate variables on morph frequencies.

We integrated two compilations of color morph frequencies in *P. cinereus* reported since the 19th century (Gibbs & Karraker, 2006; Moore & Ouellet, 2015) with new data to test whether forest cover acts in an additive or interactive fashion with ambient temperature and precipitation to shape spatial variation in color morph frequencies. We also tested for temporal variation in morph frequencies that may be associated with changing macroclimatic conditions across the geographic range of *P. cinereus* (e.g., climate warming). We used path analysis to deduce the effects of ambient temperature, precipitation, forest cover, and sampling year on morph frequencies in populations while accounting for associations among the explanatory variables.

## 2 | MATERIALS AND METHODS

### 2.1 | Color morph frequencies

We combined two data compilations including published and unpublished reports of morph frequencies from studies conducted between 1880 and 2013 (Gibbs & Karraker, 2006; Moore & Ouellet, 2015), and we added unpublished data on morph frequencies assembled by the authors for 2013–2015. Variables from the two compilations included sampling year, geographic coordinates (latitude, longitude), total number of individuals sampled, number of striped and unstriped individuals, and the data source (published literature or contact information for unpublished data). We used the median year as sampling year when data were collected across multiple years, and erythristic individuals (<1% of individuals) were classified as striped in the original compilations (Gibbs & Karraker, 2006; Moore & Ouellet, 2015).

The combined dataset consisted of 1,472 unique entries (242,704 individuals) for data collected between 1880 and 2015.

## 2.2 | Climate and land use variables

The resolution of geographic coordinates for sites varied greatly among studies and ranged from virtually exact locations to town- or county-level coordinates. To accommodate uncertainty about site locations, we used Geospatial Modeling Environment (Beyer, 2014) to create a standardized grid of 50 × 50 km landscape blocks that included all study sites (Fig. S1). All sites within the same landscape block were assigned the same values for climate and land use variables.

We used the Climatic Research Unit time series version 3.23 (Harris & Jones, 2015) to quantify mean annual temperature (°C) and mean annual precipitation (mm) from 1901 to 2014 for each landscape block. Mean annual temperature and precipitation were employed to characterize spatial variation in macroclimatic conditions among sites. We considered using climate estimates that were aligned with the timing of sampling (i.e., year- or month-specific estimates) because some studies have indicated seasonal variation in the activity of color morphs (e.g., Anthony, Venesky, & Hickerson, 2008; Lotter & Scott, 1977; Test, 1955). However, we used mean annual estimates because morph frequency data for many studies were carried out over variable timeframes (including multiple seasons), and information on seasonality of data collection was not always available. Moreover, climate data specific to the sampling time represents stochastic variation to some degree, whereas our focus was on deterministic, evolutionary response to climate over multiple generations (minimum 3-year generation time; Saylor, 1966).

We used a 250-m resolution dataset representing land cover for North America in 2010 (Commission for Environmental Cooperation, 2013) to quantify the proportion of forested habitat within each landscape block. We combined the following land use classifications to index overall forest cover: (1) temperate or subpolar needleleaf evergreen forest, (2) temperate or subpolar broadleaf deciduous forest, and (3) mixed forest.

## 2.3 | Statistical analyses

We used path analysis (Grace, 2006; Kline, 2015) to examine how proportion of striped individuals was related to temperature, precipitation, forest cover, and sampling year. Path analysis was favored over alternative approaches (e.g., multiple regression) because exploratory analysis revealed geographic biases in sampling over time (e.g., tendency for cool, forested regions to be sampled late in the sampling period). Path analysis allowed us to examine a direct effect of sampling year on morph frequencies while controlling for associations between sampling year and other explanatory variables.

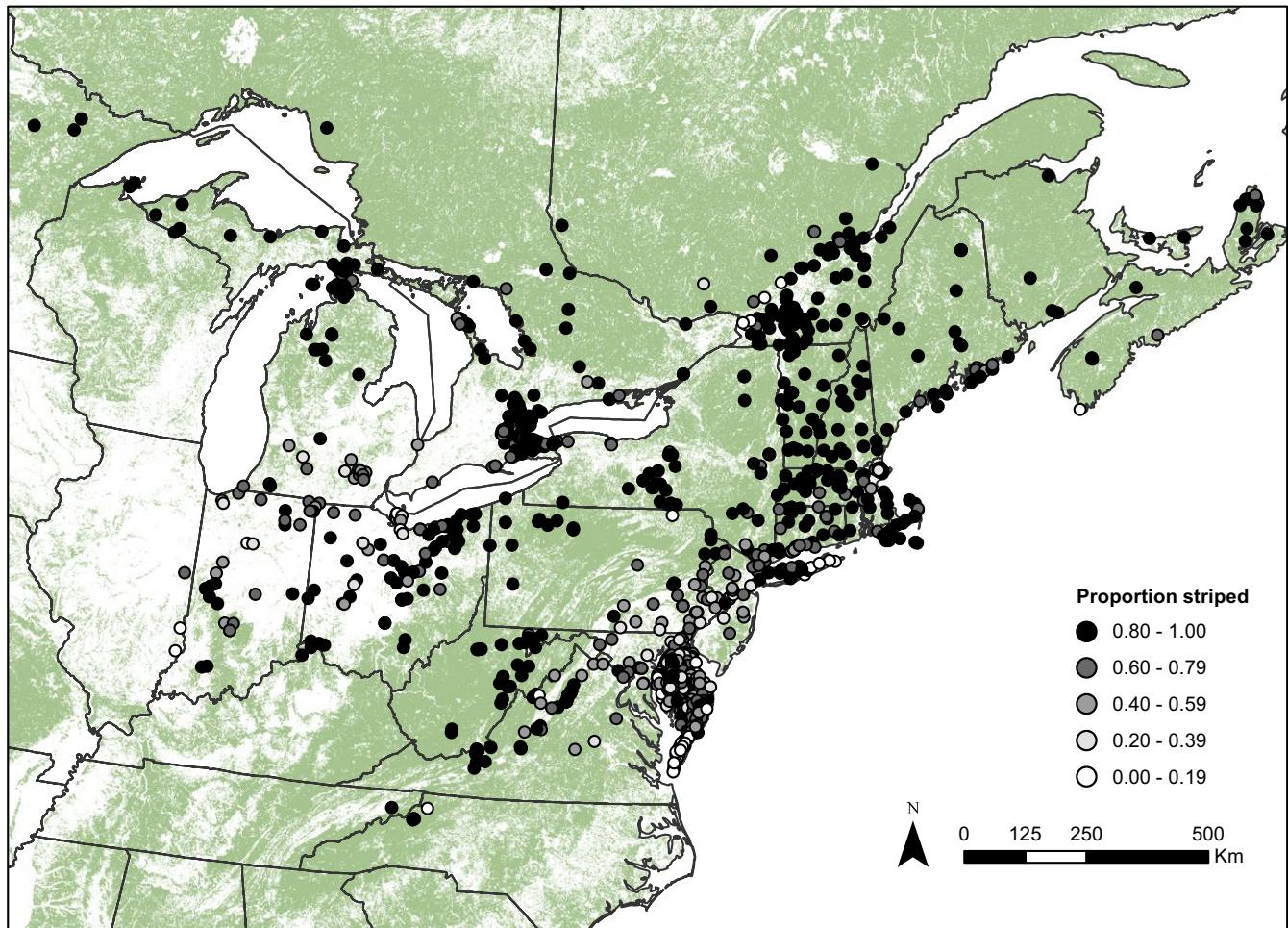
We fit two models to examine hypothesized direct effects (i.e., regressions) of sampling year as well as additive and interactive effects of climate variables and forest cover on proportion of striped individuals. Each model included direct effects of temperature, precipitation, forest, and sampling year on proportion striped. One model

included an interaction effect between temperature and forest cover on proportion striped, and the second model included an interaction effect between precipitation and forest cover on proportion striped. Interaction effects were specified by including a direct effect of product terms (temperature × forest or precipitation × forest) on proportion striped. Temperature, precipitation, and forest cover were centered to minimize the covariance between each variable and the product term (Kline, 2015). We included covariance terms between variables in our models to represent correlations generated by factors that were not modeled (Grace, 2006). Both models included covariance terms between temperature and forest cover, precipitation and forest cover, and temperature and precipitation. We also included covariance terms between the product term representing the interaction effect and (1) sampling year, and (2) the climate variable not modeled as an interaction effect (e.g., a covariance term was included between precipitation and the temperature × forest product term). We illustrated the strength of interaction effects using a composite variable including the main effects and product term (Grace, 2006).

Before fitting each path model, we excluded all sites that had <20 individuals to increase precision (reduce contribution of sampling error) of estimates of proportion striped, resulting in 1,170 sites (including 238,591 individuals) for analysis (Figure 1). We applied a logit transformation to proportion striped (Warton & Hui, 2011), and we rescaled variables to be similar in magnitude (Rosseel, 2012). The *lavaan* package (Rosseel, 2012) in R (R Core Team 2016) was used to fit the models, and we employed the *lavaan.survey* package (Oberski, 2014) to estimate robust standard errors to account for the clustering of sites within landscape blocks. We compared the importance of the effects of explanatory variables on proportion striped by comparing the strength and significance of standardized coefficients for each pathway. Because standardized coefficients can depend on the variance of each variable, we also reported unstandardized coefficients (Grace & Bollen, 2005). We used  $\chi^2$  and root mean square error of approximation (RMSEA) as model fit indices. Good model fit is indicated by  $p > .05$  for the  $\chi^2$  test and RMSEA <0.05 (Kline, 2015).

After examining the path models including interaction effects, we fit a reduced model that eliminated path coefficients that were not significant in the original models. We then compared model fit tests and the coefficient of determination ( $R^2$ ) between the original and reduced models to examine if the reduced model adequately fit the data. We performed additional analyses to ensure that the results of our final path model were robust. First, we examined sensitivity of the results to criteria about minimum sample size and size of landscape blocks. We re-analyzed the path model using all combinations of four minimum sample sizes (20, 30, 40, or 50 individuals) and three landscape block sizes (10 × 10, 50 × 50, and 100 × 100 km). Second, we examined whether our results were biased by spatial overrepresentation of sites (e.g., high density of sites in Delmarva Peninsula; Figure 1). We re-analyzed the path model using one randomly selected site from each 50 × 50 km landscape block. This procedure was repeated 1,000 times enabling generation of 95% confidence intervals for estimates of standardized coefficients from the 1,000 iterations.





**FIGURE 1** Map of forest cover (green) and study sites (circles) for eastern red-backed salamanders (*Plethodon cinereus*) sampled from 1880 to 2015 in North America. Symbol fill for study sites represents observed proportion of striped *P. cinereus*

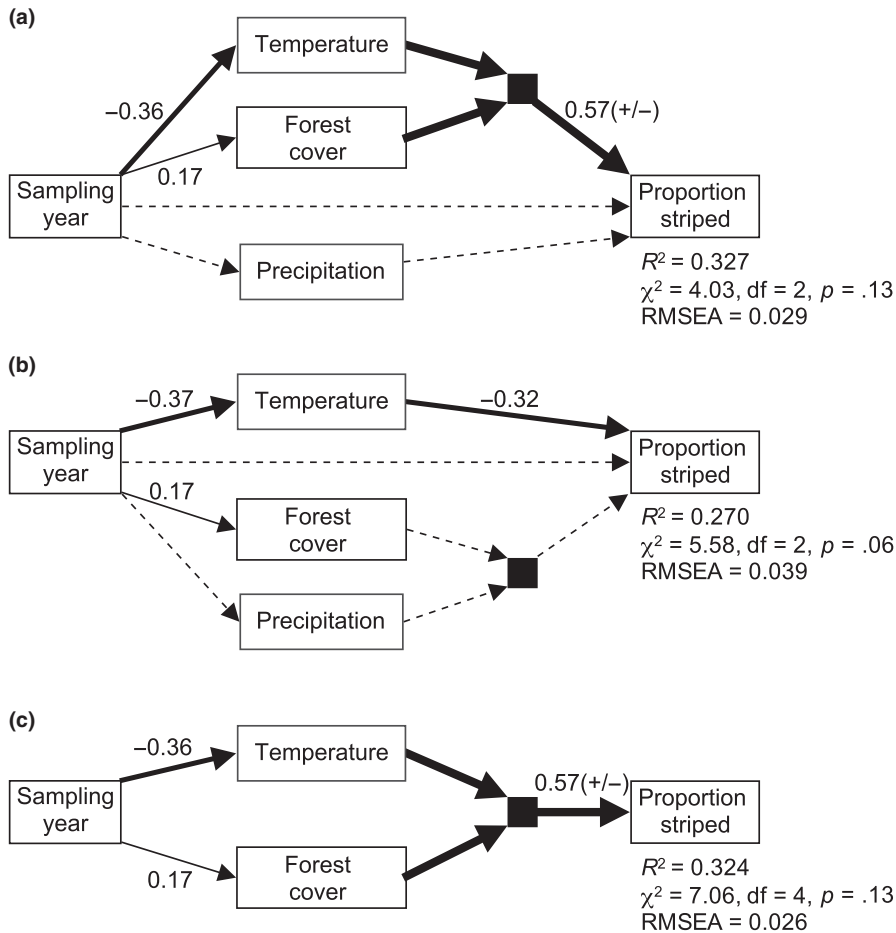
### 3 | RESULTS

Our models showed that *P. cinereus* morph frequencies were significantly related to temperature and forest cover but not to precipitation or sampling year (Figure 2 and Table 1). Moreover, there was a significant interaction effect between temperature and forest cover on proportion of striped individuals (Figure 2 and Table 1). Proportion striped was positively related to forest cover at warm temperatures, but the relationship between proportion striped and forest cover steadily weakened as temperature decreased regionally (Figure 3). There was no significant interaction between precipitation and forest cover, nor was there evidence for an additive effect of precipitation on proportion striped (Figure 2 and Table 1). Temperature was negatively related to sampling year, and forest cover was positively related to sampling year; however, there was no evidence for a direct effect of sampling year on proportion striped (Figure 2 and Table 1). Model fit was good for each of our path models, and a reduced model that eliminated nonsignificant path coefficients had a virtually identical  $R^2$  value (32.4%) compared to the more complex model with a temperature  $\times$  forest interaction effect and direct effects of precipitation and sampling year ( $R^2 = 32.7\%$ ; Figure 2). Our results were not sensitive

to choice of sample size for site inclusion, spatial scale at which temperature and forest cover were quantified, or spatial variation in the density of sites (Tables S1 and S2).

### 4 | DISCUSSION

Climate warming is predicted to cause directional selection for traits that reduce thermal stress (Hoffmann & Sgrò, 2011), but our results indicate that land use may be an important component of global change that complicates this prediction. We showed that ambient temperature and forest cover can interact to affect the spatial distribution of heritable traits. The proportion of striped *P. cinereus* in populations was greatest at cool, northern latitudes and in warm regions with high forest cover. Conversely, proportion striped was lowest in warm regions where urbanization and agriculture have led to extensive forest loss, particularly in the midwestern and mid-Atlantic United States (Figure 1). The degree of variance in morph frequencies explained together by temperature and forest cover was surprisingly high ( $R^2 = 32.4\%$ ) given all the sources of heterogeneity in the dataset, including the large geographic scale of the analysis, variation in



**FIGURE 2** Path analyses of eastern red-backed salamander (*Plethodon cinereus*) morph frequencies at 1,170 sites in Canada and the United States. Models included two full models with either (a) temperature  $\times$  forest or (b) precipitation  $\times$  forest interaction effects on striped frequency and (c) a reduced model with significant effects only. Only relationships hypothesized to be causal are shown. Solid lines represent significant pathways at  $p \leq .05$ , and dashed lines represent coefficients that were not significant. Standardized coefficients are shown for each pathway significant at  $p \leq .05$ , and the absolute magnitude of interaction effects are represented by a composite variable including the main effects and a product term (filled square). Model fit indices are shown for each model

observers and sampling methods, spatial biases in sampling year, precision of geographic coordinates, and changing climate and land use patterns across the region. Overall, our results suggest that landscape change has the potential to amplify or dampen directional selection imposed by climate change.

We hypothesize that the positive relationship between proportion striped and forest cover at warm sites is due to the mediating effect of forest cover on microclimatic conditions experienced by salamanders at the forest floor. Landscapes with moderate forest loss have greater edge habitat compared to landscapes where forests are still intact (Fahrig, 2003). Edge effects associated with forest loss and fragmentation are known to create warm conditions at the forest floor due to sunlight and wind penetration (Chen et al., 1999; Gehlhausen, Schwartz, & Augspurger, 2000; Matlack, 1993). Although there was no association between morph frequencies and annual precipitation levels, temperature and moisture at the forest floor may together affect morph-specific fitness because of the tendency for warm conditions to create a desiccating environment with low moisture levels (Tuff, Tuff, & Davies, 2016). It is possible that the fitness of striped individuals is greater than unstriped individuals in cool, wet microclimates in landscapes with high forest cover, whereas fitness of unstriped individuals approaches or exceeds that of striped individuals in forest fragments with warm, dry microclimates. We suggest that variation in land use practices that affect forest cover may partly explain why

morph frequencies are spatially variable even in regions with similar annual temperatures (Moore & Ouellet, 2015).

There are multiple potential explanations for why the mediating effect of forest cover was strongest at warm sites and virtually nonexistent at the coldest sites as indicated by the interaction effect between forest cover and temperature. First, the degree of warming caused by low forest cover at cold sites may be insufficient to overcome the negative effect of cold ambient temperature on fitness of unstriped individuals. Unstriped individuals tended to be less common at cool than warm sites, which may be due to cool conditions increasing physiological stress for the unstriped morph (Lotter & Scott, 1977; Moreno, 1989). However, populations with high frequencies of unstriped individuals do occur at cold, northern sites (Moore & Ouellet, 2015; Figure 1), and it is possible that the unstriped morph has become locally adapted to cold conditions in some populations. Experimental data on differential fitness between morphs at varying ambient temperature and forest cover are needed to provide mechanistic insight into how temperature and forest cover interact to shape thermal selection. Moreover, comparative studies are needed to identify behavioral and physiological traits linked to color morph that may be targets of thermal selection. Previous studies have compared many traits between color morphs, including metabolic rates (Moreno, 1989; Petrucci, Niewiarowski, & Moore, 2006), dehydration/rehydration rates (Heatwole & Lim, 1961; Smith, Johnson, & Smith, 2015), stress physiology (Davis & Milanovich,

**TABLE 1** Unstandardized and standardized coefficients for path analyses of eastern red-backed salamander (*Plethodon cinereus*) morph frequencies. Variables included striped frequency (S), temperature (T), precipitation (P), forest cover (F), sampling year (Y) and temperature  $\times$  forest (TF) and precipitation  $\times$  forest (PF) interaction terms. Models include two full models with either TF or PF interaction effects on striped frequency and a reduced model with significant path coefficients only

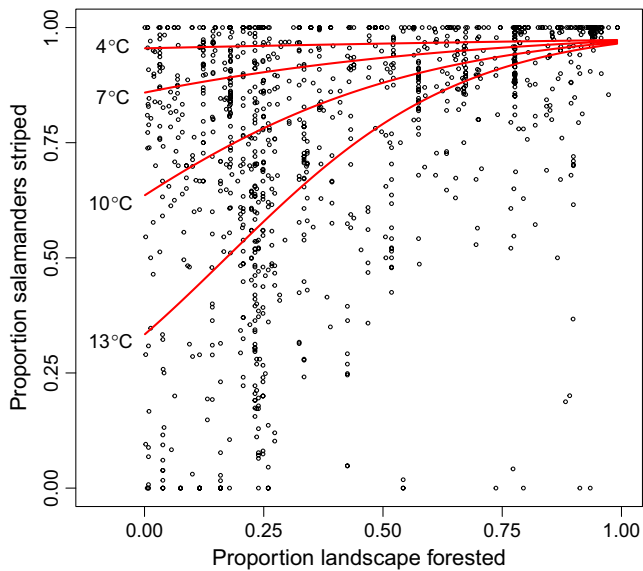
Model	Relationship	Variables	Unstd. coef.	SE	p	Std. coef.
T $\times$ F Interaction	Regressions	S $\leftarrow$ T	-0.024	0.004	<.001	-0.343
		S $\leftarrow$ F	0.272	0.037	<.001	0.349
		S $\leftarrow$ T $\times$ F	0.036	0.012	.002	0.141
		S $\leftarrow$ P	-0.007	0.008	.399	-0.042
		S $\leftarrow$ Y	-0.030	0.029	.308	-0.032
		T $\leftarrow$ Y	-4.711	0.935	<.001	-0.362
		F $\leftarrow$ Y	0.203	0.064	.001	0.171
	Covariances	T, F	-0.211	0.068	.002	-0.253
		T, P	1.166	0.264	<.001	0.299
		P, F	0.067	0.030	.025	0.178
		Y, TF	-0.001	0.012	.913	-0.006
		P, TF	-0.364	0.080	<.001	-0.316
P $\times$ F Interaction	Regressions	S $\leftarrow$ P	-0.014	0.008	.080	-0.088
		S $\leftarrow$ F	0.262	0.041	<.001	0.346
		S $\leftarrow$ P $\times$ F	0.036	0.026	.179	0.063
		S $\leftarrow$ T	-0.021	0.004	<.001	-0.295
		S $\leftarrow$ Y	-0.012	0.029	.690	-0.013
		T $\leftarrow$ Y	-4.711	0.935	<.001	-0.368
		F $\leftarrow$ Y	0.203	0.064	.001	0.171
	Covariances	P $\leftarrow$ Y	0.237	0.359	.509	0.043
		T, F	-0.191	0.061	.002	-0.233
		T, P	0.826	0.308	.007	0.216
		P, F	0.091	0.034	.007	0.241
		Y, PF	0.003	0.005	.464	0.037
		T, PF	-0.255	0.069	<.001	-0.231
Reduced	Regressions	S $\leftarrow$ T	-0.025	0.004	<.001	-0.347
		S $\leftarrow$ F	0.261	0.035	<.001	0.335
		S $\leftarrow$ T $\times$ F	0.039	0.011	<.001	0.152
		T $\leftarrow$ Y	-4.711	0.935	<.001	-0.362
		F $\leftarrow$ Y	0.203	0.064	.001	0.171
	Covariances	T, F	-0.211	0.068	.002	-0.253

2010), growth rates and survival (Muñoz, Hesed, Grant, & Miller, 2016), movement behavior (Cosentino & Droney, 2016), and seasonal activity (e.g., Anthony et al., 2008; Lotter & Scott, 1977; Moreno, 1989; Muñoz et al., 2016; Petruzzi et al., 2006; Test, 1955). However, these studies are typically isolated to specific geographic regions or populations. A clear next step is to compare variation in these traits between color morphs in individuals collected from populations with significant differences in annual temperature and forest cover.

Second, our study focused on how abiotic factors could maintain color polymorphism, but there may be additional biotic selection pressures that favor striped individuals at cool sites with low forest cover. For example, predation pressure may vary between striped and unstriped morphs due to differences in coloration (Lotter & Scott, 1977), behavior (Moreno, 1989; Venesky & Anthony, 2007; Otaibi, Johnson, & Cosentino, In press) or local frequency (i.e., frequency-dependent

selection; Fitzpatrick, Shook, & Izally, 2009). Striped and unstriped individuals also vary in diet (Anthony et al., 2008), territorial behavior (Reiter, Anthony, & Hickerson, 2014), and disease resistance (Venesky et al., 2015). There are a host of evolutionary mechanisms that can maintain color polymorphism in animals (McLean & Stuart-Fox, 2014), and thermal selection imposed by climate and land use likely operate with other spatially variable selection pressures to affect color polymorphism.

We did not find a relationship between *P. cinereus* morph frequencies and sampling year, which is consistent with Moore and Ouellet (2015) but in contrast to Gibbs and Karraker (2006). Gibbs and Karraker (2006) hypothesized that a negative association between proportion striped and sampling year could be due to increasing temperature associated with climate change and forest loss over time. It is possible that temporal changes in morph frequencies associated with climate



**FIGURE 3** Relationship between the proportion of striped eastern red-backed salamanders (*Plethodon cinereus*) and proportion of landscape forested at 1,170 sites in Canada and the United States. Best-fit lines represent effects of forest cover on proportion striped at varying mean annual temperature based on regression coefficients from the reduced path analysis model with a temperature  $\times$  forest interaction effect on striped frequency (Table 1 and Figure 2c)

warming or forest loss have been partly balanced by century-long forest regeneration in some sectors of the study area (e.g., the northeastern United States; Thompson, Carpenter, Cogbill, & Foster, 2013). Our analyses of temporal trends in morph frequencies are also complicated by spatial biases in sampling over time (e.g., negative relationship between sampling year and annual temperature; Figure 2). Moreover, our space-for-time approach for inferring climate and land use effects is limited because evolutionary responses in the past do not indicate the likelihood of future evolutionary change (Fukami & Wardle, 2005; Merilä & Hendry, 2014; Urban, Richardson, & Freidenfelds, 2014). Longitudinal studies will be essential for providing direct insight into how climate and landscape change interact to shape species traits.

Our study sheds new light on the potential for evolutionary responses of species to global change. Extinction or geographic range shift is often the expectation for biotic responses to global change, but species can exhibit rapid evolutionary responses to environmental stressors manifested in morphological, physiological, or behavioral traits (Bradshaw & Holzapfel, 2001; Brady, 2012; Carroll, Hendry, Reznick, & Fox, 2007; Harris, Munshi-South, Oberfell, & O'Neill, 2013; Réale, McAdam, Boutin, & Berteaux, 2003; Snell-Rood & Wick, 2013). However, we generally lack knowledge of how multiple selective forces interact to shape evolution (Wade & Kalisz, 1990), including components of global change (Merilä & Hendry, 2014; Reusch & Wood, 2007). Few studies have examined interactive effects of multiple stressors on intraspecific variation. For example, ambient temperature reduces songbird productivity only in highly forested landscapes, likely due to high nest predation compared to less forested landscapes (Cox, Thompson, Reidy, & Faaborg, 2013). Our study

on *P. cinereus* color morphology shows that climate and land use can have interactive effects on genetically based traits, suggesting that predictions about evolutionary responses to global change may not be straightforward. In our system, directional selection imposed by regional climate warming should cause frequency of striped individuals to decrease, but selection imposed by climate warming is likely amplified by forest loss and dampened by forest regeneration. This mediating effect of forest change is expected to be greatest in warm climates. These results suggest that evolutionary trajectories for temperature-sensitive species may vary among populations even under consistent directional selection imposed by climate warming. Maintaining and increasing forest cover in some regions may be an effective strategy for reducing the strength of selection caused by climate change, particularly for species with constrained upper thermal limits (e.g., terrestrial ectotherms; Hoffmann, Chown, & Clusella-Trullas, 2013).

## ACKNOWLEDGMENTS

We thank the many institutions and biologists who contributed morph frequency data to the original compilations, and we thank B. Fischman for comments on the manuscript.

## CONFLICT OF INTEREST

None declared.

## REFERENCES

- Anthony, C. D., & Pflingsten, R. A. (2013). Eastern red-backed salamander. *Plethodon cinereus*. In R. A. Pflingsten, J. G. Davis, T. O. Matson, G. Lipps Jr, D. Wynn & B. J. Armitage (Eds.), *Amphibians of Ohio*. Columbus: Bulletin of the Ohio Biological Survey (New Series).
- Anthony, C. D., Venesky, M. D., & Hickerson, C.-A. M. (2008). Ecological separation in a polymorphic terrestrial salamander. *Journal of Animal Ecology*, 77, 646–653.
- Beyer, H. L. (2014). *Geospatial modeling environment v. 0.7.2*. Retrieved from <http://www.spatial ecology.com>
- Bradshaw, W. E., & Holzapfel, C. M. (2001). Genetic shift in photoperiodic response correlated with global warming. *Proceedings of the National Academy of Sciences*, 98, 14509–14511.
- Brady, S. P. (2012). Road to evolution? Local adaptation to road adjacency in an amphibian (*Ambystoma maculatum*). *Scientific Reports*, 2, 1–5.
- Brodie, J. F. (2016). Synergistic effects of climate change and agricultural land use on mammals. *Frontiers in Ecology and the Environment*, 14, 20–26.
- Brook, B. W., Sodhi, N. S., & Bradshaw, C. J. A. (2008). Synergies among extinction drivers under global change. *Trends in Ecology and Evolution*, 23, 453–460.
- Carlson, S. M., Cunningham, C. J., & Westley, P. A. H. (2014). Evolutionary rescue in a changing world. *Trends in Ecology and Evolution*, 29, 521–530.
- Carroll, S. P., Hendry, A. P., Reznick, D. N., & Fox, C. W. (2007). Evolution on ecological time-scales. *Functional Ecology*, 21, 387–393.
- Chen, J., Saunders, S. C., Crow, T. R., Naiman, R. J., Brososke, K. D., Mroz, G. D., ... Franklin, J. F. (1999). Microclimate in forest ecosystem and landscape ecology. *BioScience*, 49, 288–297.
- Cochrane, M. A., & Laurance, W. F. (2008). Synergisms among fire, land use, and climate change in the Amazon. *Ambio*, 37, 522–527.



- Commission for Environmental Cooperation (2013). 2010 land cover of North America at 250 meters. Retrieved from <http://www.cec.org/tools-and-resources/map-files/land-cover-2010>
- Cosentino, B. J., & Droney, D. C. (2016). Movement behaviour of woodland salamanders is repeatable and varies with forest age in a fragmented landscape. *Animal Behaviour*, *121*, 137–146.
- Cox, W. A., Thompson, F. R. III, Reidy, J. L., & Faaborg, J. (2013). Temperature can interact with landscape factors to affect songbird productivity. *Global Change Biology*, *19*, 1064–1074.
- Davis, A. K., & Milanovich, J. R. (2010). Lead-phase and red-stripe color morphs of red-backed salamanders *Plethodon cinereus* differ in hematological stress indices: A consequence of differential predation pressure? *Current Zoology*, *56*, 238–243.
- Fahrig, L. (2003). Effects of habitat fragmentation on biodiversity. *Annual Review of Ecology, Evolution, and Systematics*, *34*, 487–515.
- Fisher-Reid, M. C., Engstrom, T. N., Kuczynski, C. A., Stephens, P. R., & Wiens, J. J. (2013). Parapatric divergence of sympatric morphs in a salamander: Incipient speciation on Long Island? *Molecular Ecology*, *22*, 4681–4694.
- Fisher-Reid, M. C., & Wiens, J. J. (2015). Is geographic variation within species related to macroevolutionary patterns between species? *Journal of Evolutionary Biology*, *28*, 1502–1515.
- Fitzpatrick, B. M., Shook, K., & Izally, R. (2009). Frequency-dependent selection by wild birds promotes polymorphism in model salamanders. *BMC Ecology*, *9*, 12.
- Forister, M. L., McCall, A. C., Sanders, N. J., et al. (2010). Compounded effects of climate change and habitat alteration shift patterns of butterfly diversity. *Proceedings of the National Academy of Sciences*, *107*, 2088–2092.
- Fukami, T., & Wardle, D. (2005). Long-term ecological dynamics: Reciprocal insights from natural and anthropogenic gradients. *Proceedings of the Royal Society B*, *272*, 2105–2115.
- Garcia-Carreras, L., & Parker, D. J. (2011). How does local tropical deforestation affect rainfall? *Geophysical Research Letters*, *38*, 1–7.
- Gehlhausen, S. M., Schwartz, M. W., & Augspurger, C. K. (2000). Vegetation and microclimatic edge effects in two mixed-mesophytic forest fragments. *Plant Ecology*, *147*, 21–35.
- Gibbs, J. P., & Karraker, N. E. (2006). Effects of warming conditions in eastern North American forests on red-backed salamander morphology. *Conservation Biology*, *20*, 913–917.
- Grace, J. B. (2006). *Structural equation modeling and natural systems*. Cambridge: Cambridge University Press.
- Grace, J. B., & Bollen, K. A. (2005). Interpreting the results from multiple regression and structural equation models. *Bulletin of the Ecological Society of America*, *86*, 283–295.
- Harris, I., & Jones, P. D. (2015). CRU TS3.23: Climatic research unit (CRU) time-series (TS) version 3.23 of high resolution gridded data of monthly-month variation in climate (Jan. 1901–Dec. 2014). Centre for Environmental Data Analysis, University of East Anglia, Norwich.
- Harris, S. E., Munshi-South, J., Oberfell, C., & O'Neill, R. (2013). Signatures of rapid evolution in urban and rural transcriptomes of white-footed mice (*Peromyscus leucopus*) in the New York Metropolitan Area. *PLoS One*, *8*(8), e74938.
- Heatwole, H., & Lim, K. (1961). Relation of substrate moisture to absorption and loss of water by the salamander, *Plethodon cinereus*. *Ecology*, *42*, 814–819.
- Highton, R. (1959). The inheritance of the color phases of *Plethodon cinereus*. *Copeia*, *1959*, 33–37.
- Highton, R. (1975). Geographic variation in genetic dominance of the color morphs of the red-backed salamander, *Plethodon cinereus*. *Genetics*, *80*, 363–374.
- Hoffmann, A. A., Chown, S. L., & Clusella-Trullas, S. (2013). Upper thermal limits in terrestrial ectotherms: How constrained are they? *Functional Ecology*, *27*, 934–939.
- Hoffmann, A. A., & Sgrò, C. M. (2011). Climate change and evolutionary adaptation. *Nature*, *470*, 479–485.
- Homyack, J. A., Haas, C. A., & Hopkins, W. A. (2011). Energetics of surface-active terrestrial salamanders in experimentally harvested forest. *Journal of Wildlife Management*, *75*, 1267–1278.
- Jaeger, R. G. (1980). Fluctuations in prey availability and food limitation for a terrestrial salamander. *Oecologia*, *44*, 335–341.
- Kline, R. B. (2015). *Principles and practice of structural equation modeling*, 4th ed.. New York, NY: Guilford Press.
- Laurance, W. F. (2004). Forest-climate interactions in fragmented tropical landscapes. *Philosophical Transactions of the Royal Academy of London B*, *359*, 345–352.
- Lotter, F., & Scott, N. J. Jr (1977). Correlation between climate and distribution of the color morphs of the salamander *Plethodon cinereus*. *Copeia*, *1977*, 681–690.
- Mantyka-Pringle, C. S., Martin, T. G., Moffatt, D. B., Link, S., & Rhodes, J. R. (2014). Understanding and predicting the combined effects of climate change and land-use change on freshwater macroinvertebrates and fish. *Journal of Applied Ecology*, *51*, 572–581.
- Mantyka-Pringle, C. S., Martin, T. G., & Rhodes, J. R. (2012). Interactions between climate and habitat loss effects on biodiversity: A systematic review and meta-analysis. *Global Change Biology*, *18*, 1239–1252.
- Matlack, G. R. (1993). Microenvironment variation within and among forest edge sites in the eastern United States. *Biological Conservation*, *66*, 185–194.
- McLean, C. A., & Stuart-Fox, D. (2014). Geographic variation in animal colour polymorphisms and its role in speciation. *Biological Reviews*, *89*, 860–873.
- Merilä, J., & Hendry, A. P. (2014). Climate change, adaptation, and phenotypic plasticity: The problem and the evidence. *Evolutionary Applications*, *7*, 1–14.
- Moore, J.-D., & Ouellet, M. (2014). A review of colour phenotypes of the eastern red-backed salamander, *Plethodon cinereus*, in North America. *Canadian Field-Naturalist*, *128*, 250–259.
- Moore, J.-D., & Ouellet, M. (2015). Questioning the use of an amphibian colour morph as an indicator of climate change. *Global Change Biology*, *21*, 566–571.
- Moreno, G. (1989). Behavioral and physiological differentiation between the color morphs of the salamander, *Plethodon cinereus*. *Journal of Herpetology*, *23*, 335–341.
- Muñoz, D. J., Hesed, K. M., Grant, E. H. C., & Miller, D. A. W. (2016). Evaluating within-population variability in behavior and demography for the adaptive potential of a dispersal-limited species to climate change. *Ecology and Evolution*, *6*, 8740–8755.
- Murcia, C. (1995). Edge effects in fragmented forests: Implications for conservation. *Trends in Ecology and Evolution*, *10*, 58–62.
- Nowacki, G. J., & Abrams, M. D. (2014). Is climate an important driver of post-European vegetation change in the eastern United States? *Global Change Biology*, *21*, 314–334.
- Nowakowski, A. J., Watling, J. I., Whitfield, S. M., Todd, B. D., Kurz, D. J., & Donnelly, M. A. (2017). Tropical amphibians in shifting thermal landscapes under land-use and climate change. *Conservation Biology*, *31*, 96–105.
- Oberski, D. (2014). lavaan.survey: An R package for complex survey analysis of structural equation models. *Journal of Statistical Software*, *57*, 1–27.
- Opdam, P., & Wascher, D. (2004). Climate change meets habitat fragmentation: Linking landscape and biogeographical scale levels in research and conservation. *Biological Conservation*, *117*, 285–297.
- Otaibi, B. W., Johnson, Q. K., & Cosentino, B. J. In press. Postautotomy tail movement differs between colour morphs of the red-backed salamander (*Plethodon cinereus*). *Amphibia-Reptilia*.
- Peterman, W. E., & Semlitsch, R. D. (2013). Fine-scale habitat associations of a terrestrial salamander: The role of environmental gradients and implications for population dynamics. *PLoS One*, *8*(5), e62184.
- Petrucci, E. E., Niewiarowski, P. H., & Moore, F. B.-G. (2006). The role of thermal niche selection in maintenance of a colour polymorphism in redback salamanders (*Plethodon cinereus*). *Frontiers in Zoology*, *3*, 1–8.



- R Core Team (2016). *R: A language and environment for statistical computing*. Vienna: R Foundation for Statistical Computing. <http://www.R-project.org/>
- Réale, D., McAdam, A. G., Boutin, S., & Berteaux, D. (2003). Genetic and plastic responses of a northern mammal to climate change. *Proceedings of the Royal Society B*, *270*, 591–596.
- Reiter, M. K., Anthony, C. D., & Hickerson, C.-A. M. (2014). Territorial behavior and ecological divergence in a polymorphic salamander. *Copeia*, *2014*, 481–488.
- Reusch, T. B. H., & Wood, T. E. (2007). Molecular ecology of global change. *Molecular Ecology*, *16*, 3973–3992.
- Rosseel, Y. (2012). *lavaan*: An R package for structural equation modeling. *Journal of Statistical Software*, *48*, 1–36.
- Saylor, A. (1966). The reproductive ecology of the red-backed salamander (*Plethodon cinereus*), in Maryland. *Copeia*, *1966*, 183–193.
- Smith, G. R., Johnson, T., & Smith, W. O. (2015). Effects of colour morph and season on the dehydration and rehydration rates of *Plethodon cinereus*. *Amphibia-Reptilia*, *36*, 170–174.
- Snell-Rood, E. C., & Wick, N. (2013). Anthropogenic environments exert variable selection on cranial capacity in mammals. *Proceedings of the Royal Society B*, *280*, 20131384.
- Spotila, J. R. (1972). Role of temperature and water in the ecology of lungless salamanders. *Ecological Monographs*, *42*, 95–125.
- Test, F. H. (1955). Seasonal differences in populations of the red-backed salamander in southeastern Michigan. *Papers of the Michigan Academy of Science, Arts, and Letters*, *40*, 137–153.
- Thompson, J. R., Carpenter, D. N., Cogbill, C. V., & Foster, D. R. (2013). Four centuries of change in northeastern United States forests. *PLoS One*, *8*(9), e72540.
- Tuff, K. T., Tuff, T., & Davies, K. F. (2016). A framework for integrating thermal biology into fragmentation research. *Ecology Letters*, *19*, 361–374.
- Urban, M. C., Richardson, J. L., & Freidenfelds, N. A. (2014). Plasticity and genetic adaptation mediate amphibian and reptile responses to climate change. *Evolutionary Applications*, *7*, 88–103.
- Urban, M. C., Zarnetske, P. L., & Skelly, D. K. (2013). Moving forward: Dispersal and species interactions determine biotic responses to climate change. *Annals of the New York Academy of Sciences*, *1297*, 44–60.
- Venesky, M. D., & Anthony, C. D. (2007). Antipredator adaptations and predator avoidance by two color morphs of the eastern red-backed salamander, *Plethodon cinereus*. *Herpetologica*, *63*, 450–458.
- Venesky, M. D., Hess, A., DeMarchi, J. A., Weil, A., Murone, J., Hickerson, C.-A. M., & Anthony, C. D. (2015). Morph-specific differences in disease prevalence and pathogen-induced mortality in a terrestrial polymorphic salamander. *Journal of Zoology*, *295*, 279–285.
- Wade, M. J., & Kalisz, S. (1990). The causes of natural selection. *Evolution*, *44*, 1947–1955.
- Warton, D. I., & Hui, F. K. C. (2011). The arcsine is asinine: The analysis of proportions in ecology. *Ecology*, *92*, 3–10.

## SUPPORTING INFORMATION

Additional Supporting Information may be found online in the supporting information tab for this article.

**How to cite this article:** Cosentino BJ, Moore J-D, Karraker NE, Ouellet M, Gibbs JP. Evolutionary response to global change: Climate and land use interact to shape color polymorphism in a woodland salamander. *Ecol Evol*. 2017;7:5426–5434. <https://doi.org/10.1002/ece3.3118>